

OXFORD

BUZZ

Workbook

1

© Oxford University Press.
Not for sale, photocopying or distribution



Jessica Finnis

BUZZ

Workbook

1

Starter Unit	Hello!	2
Unit 1	At School	4
Unit 2	My Things	14
Unit 3	Fun with Friends	26
Unit 4	Outdoors	36
Unit 5	My Body	48
Unit 6	My Family	58
Unit 7	My Clothes	70
Unit 8	Food	80
My Picture Dictionary		92





Jessica Finnis

OXFORD
UNIVERSITY PRESS


Starter Unit Hello!

1 Write the names. Emma Tang Hector ~~May~~ Nina Omar


1 
M a y

2 
_ m _

3 
_ _ _


4 
_ _ c _ _

5 
_ _ _


6 
_ _ m _

2 Read and write. Nina Hello! I'm What's


1 
Hello! My name's Hector.
_ _ _ your name?
My name's May.

2 
Hello! _ _ _ Omar.
What's your name?
My name's _ _ _ .

3 What's missing? Write.



a	b	c	d	e	g	i
_____	k	l	_____	n	o	q
_____	s	t	u	v	_____	x
_____	_____	_____	_____	_____	_____	z



4 Write the number.

one 1 seven three ten five

six two eight nine four

5 Write the missing numbers.

1 four five six two

2 eight ten

6 Look and write.

1



 How old are you?
I'm .

2



 ?


Not for sale - photocopying or distribution

1

At School


Lesson 1 Words

1 Read and circle.



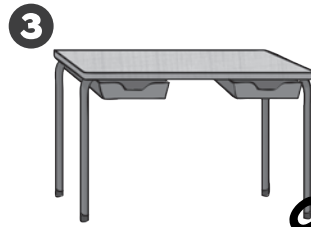
board

window




door

window



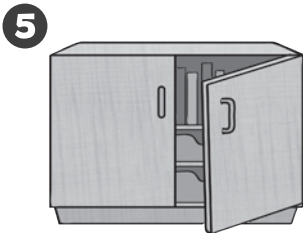
desk

chair



cabinet

chair



cabinet

clock




desk

door



trash can

clock




board

trash can

2 Look and write.

1 _____
2 _____
3 _____
4 _____



5 _____
6 _____
7 _____
8 _____

3 Write the letters. Then check ✓ or cross ✗.

a	b	c	d	e	f	g	h	i	j	k	l	m
1	2	3	4	5	6	7	8	9	10	11	12	13
n	o	p	q	r	s	t	u	v	w	x	y	z
14	15	16	17	18	19	20	21	22	23	24	25	26

1
 2 15 1 18 4



3
 4 5 9 11



2
 3 8 1 9 18



4
 4 15 15 18





4 Read and number.

1 Show me the cabinet.

3 Show me the clock.

2 Show me the trash can.

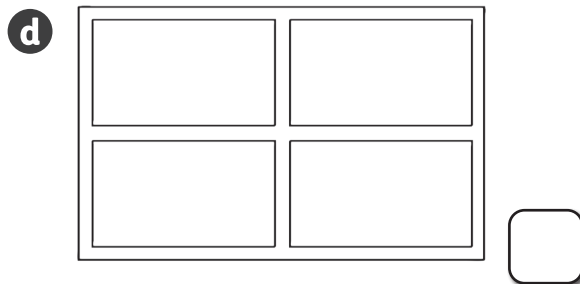

4 Show me the window.



It's here.



1



© Oxford University Press. Not for sale, photocopying or distribution

1 Order the words. Then look and write the letter.

1 board. It's a



It's a board.

d


2 a chair. It's

3 clock. a It's

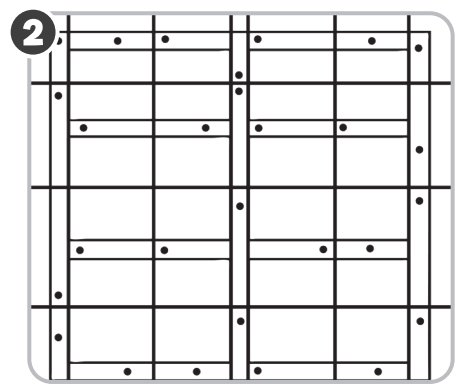
4 desk. It's a



2 Color and write window door What



What is it?
It's a _____.




_____ is it?
It's a _____.

3 Read and number.

What is it?

- 1 It's a cabinet.
- 2 It's a trash can.
- 3 It's a window.
- 4 It's a desk.
- 5 It's a chair.




4 Look and write. board door clock trash can



What is it?

It's a trash can.



What _____?

It's a _____.



_____?


It's a _____.



_____?

It's a _____.

1 Read and color.



2 Choose colors. Then color and write. ~~one~~ two four eight

blue yellow gray purple

1

4

8

2

one = gray

=

=


=

3 Look and write. **black gray white**

1  What color is it?


It's _____.



2  What color _____?

It's _____.




3  What color _____?

It's _____.



4 Choose colors. Then color and write.



1 What color is the door?

It's white.

2 What color is the clock?

3 _____ is the trash can?

4 _____ is the chair?


© Oxford University Press. Not for sale, photocopying or distribution


- 1 Look at the pictures. What classroom objects can you see?
- 2 Read the story.

Let's Paint!



3 Read again and write. It's red white

1  What color is the desk? It's _____.

2  What color is the chair? It's _____.


3  What color is the cabinet? _____ gray.

4 Read, look, and write the letter.

1 This is black. □



2 Look, it's gray! □



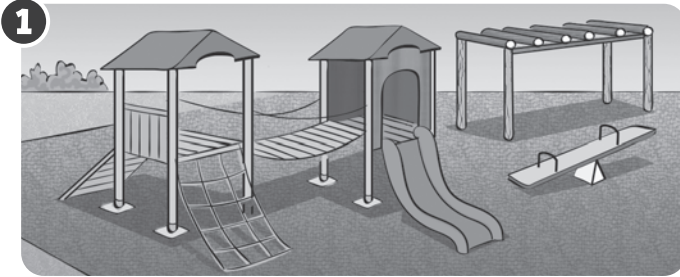
3 It's white. □



© Oxford University Press. Not for sale, photocopying or distribution

Reading


1 Look and write. **classroom** ~~playground~~ **student** **teacher**



_____ playground _____



_____ Good morning! _____






_____ _____



_____ _____

2 Look, read, and number.



1

1 This is my classroom. Look! A window, chairs, and desks. The cabinet is gray, and the door is white.

2 This is the playground.

3 Look! Four students.

4 This is my teacher.





Writing

3 What color are the things in your classroom? Color the boxes.

- | | | | | | |
|--------|-------|--------|-------|-------|------|
| yellow | brown | pink | blue | green | gray |
| orange | black | purple | white | red | |

4 Draw and write about your classroom.

This is my classroom

The door is

The desk

The chair

The window


© Oxford University Press. Not for sale, photocopying or distribution

BUZZ

Learn, Grow, Fly!

See your students have fun with Buzz while they learn about the world, grow in confidence, and fly toward success!

- An easy-to-use approach with rich digital support empowers you to teach with confidence.
- A comprehensive grammar and vocabulary syllabus with plenty of practice builds a solid foundation in English.
- Stories and videos bring international culture alive, inspiring students to learn about the world around them.
- Natural and meaningful speaking activities encourage students to communicate effectively.
- Assessment for Learning tools motivate students to achieve their goals at each stage of the learning journey.
- Extra *Team Up* tasks and projects help students grow their global skills.



© Oxford University Press.
Not for sale, photocopying or distribution