

OXFORD

# BUZZ

Student Book

with Online Practice

© Oxford University Press.  
Not for sale, photocopying or distribution



Audio • Video




Cheryl Palin

# BUZZZ

Student Book

1



Cheryl Palin

OXFORD  
UNIVERSITY PRESS

# Starter

## Hello!

page 4

What's your name? I'm .... / My name's .... ● The Alphabet ● Numbers 1-10 ● How old are you? I'm ....

### Lesson 1 Words

### Lesson 2 Grammar

### Lesson 3 Words and Grammar

# 1

**At School**  
page 6

Classroom objects  
**Functional Language**  
Show me the ....  
It's here!

What is it?  
It's a ....

Colors  
What color is it / the ...?  
It's / The desk is ....

# 2

**My Things**  
page 16

Toys  
**Functional Language**  
What's your favorite toy?  
It's a ....

I have ....  
I don't have ....

School things  
This is my ....  
This is your ....

**Review Units 1 and 2** page 26

# 3

**Fun with Friends**  
page 28

Activities  
**Functional Language**  
Let's ....  
OK! / No, thanks.

I can ....  
I can't ....

Actions  
Can you ...?  
Yes, I can. / No, I can't.

# 4

**Outdoors**  
page 38

Animals  
**Functional Language**  
Can it / Can a ...?  
Yes, it can. / No, it can't.

Is it a ...?  
Yes, it is. / No, it isn't.

Nature  
There's a ....  
There are some ....

**Review Units 3 and 4** page 48

# 5

**My Body**  
page 50

Body and face  
**Functional Language**  
Touch your ...!

This is ...  
These are ....

Animals' bodies  
It has ....

# 6

**My Family**  
page 60

Family  
**Functional Language**  
Who's in your family?

Who's he / she?  
He's / She's my ....

Feelings  
Are you ...?  
Yes, I am. / No, I'm not.

**Review Units 5 and 6** page 70

# 7

**My Clothes**  
page 72

Clothes  
**Functional Language**  
Put on your ...!

This is his / her ....  
These are his / her ....

Adjectives  
Those (pants) are ....  
That (cap) is ....

# 8

**Food**  
page 82

Fruit  
**Functional Language**  
How many ...?

I like ....  
I don't like ....

Food  
Can I have some ..., please?  
Yes, here you go. / No, sorry!

**Review Units 7 and 8** page 92

**My Buzz Record** page 94

Poster

Shapes ● Numbers 11–20

**Lesson 4 Story**

**Lesson 5 Skills and Culture**

**Billy's Painting**  
**Emotional Well-being**  
Being resourceful

School in the U.K. and Cuba  
**Project Extra** Board Game

**Nisha's Jump Rope**  
**Emotional Well-being**  
Being generous

Toys and games in the U.S.A. and Madagascar  
**Project Extra** Toy Survey

**Let's Catch the Moon!**  
**Emotional Well-being**  
Being perseverant

Free time activities in Canada and Japan  
**Project Extra** Trophy

**Coconuts for Everyone!**  
**Emotional Well-being**  
Being part of a team

Nature in Australia and the Bahamas  
**Project Extra** Postcard

**Two Little Ducklings**  
**Emotional Well-being**  
Being able to assess risk

Pets in the U.K. and Ukraine  
**Project Extra** A New Animal

**Moody Monkey**  
**Emotional Well-being**  
Managing your emotions

Family in China and the U.S.A.  
**Project Extra** Family Book

**The Shoemaker**  
**Emotional Well-being**  
Being helpful

Clothes in Italy and Scotland  
**Project Extra** Paper Chain

**Fox and Hen**  
**Emotional Well-being**  
Being considerate

Breakfast food in Türkiye and Vietnam  
**Project Extra** Shopping Role-play

© Oxford University Press.  
Not for sale, photocopying or distribution





# Starter Unit Hello!

1 Listen and point. Then listen and repeat. 001



2 Listen and repeat. 002 Ask and answer.



Hello! I'm Tim.  
What's your name?



My name's Anna.

3 Listen and point. Then sing. 003-004





## The Alphabet Song

Aa	Bb	Cc	Dd	Ee	Ff	Gg	Hh	Ii
Jj	Kk	Ll	Mm	Nn	Oo	Pp	Qq	Rr
Ss	Tt	Uu	Vv	Ww	Xx	Yy	Zz	

4 Listen, point, and repeat. 🎧 005

1 one	2 two	3 three	4 four	5 five
6 six	7 seven	8 eight	9 nine	10 ten

5 Listen and write the number. 🎧 006

a  <input type="text" value="10"/>	b  <input type="text"/>	c  <input type="text"/>
d  <input type="text"/>	e  <input type="text"/>	f  <input type="text"/>

6 Listen and repeat. 🎧 007 Ask and answer.



How old are you?

I'm seven.



# 1

## At School



### Lesson 1 Words

Let's talk about the classroom.



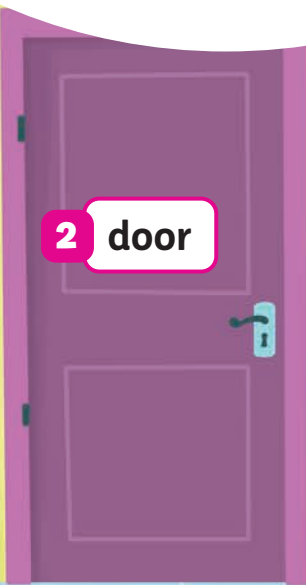
- 1 Look, share, learn.
- 2 Listen, point, and repeat. 008
- 3 Say the chant. 009



1 clock




4 window



2 door



3 board



7 cabinet



6 trash can

5 desk



8 chair

- 4 Play the *Numbers* game.

Number four!

Window!






5 Look, listen, and repeat. 010



6 Listen and number. 011



7 Look at 6. Say and point.





# 1

## Lesson 2 Grammar

Let's ask about classroom objects.



1 Listen and follow. 012



What is it?


It's a window.


Look!  
It's = It is

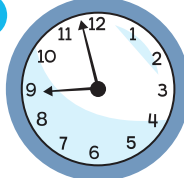
2 Listen and number. 013




3 Read and check ✓ or cross ✗.

1  What is it?  
It's a trash can.

2  What is it?  
It's a cabinet.

3  What is it?  
It's a board.

4  What is it?  
It's a chair.

4 Listen and repeat. 014 Point, ask, and answer.

**Puzzle**

1  2 

3  4  5  6 



What is it?

It's a board.



Not for sale, photocopying or distribution

Let's ask what color things are.



- 1 Listen, point, and repeat. 015
- 2 What's next? Listen and say. 016

## Colors



1 green




2 red



3 orange



4 yellow



5 gray



6 brown



7 purple



8 pink



9 blue



10 white



11 black

- 3 Listen and repeat. 017 Say and point.




Show me blue!

It's here!



4 Listen and follow.  018



What color is the desk?


It's brown.

The desk is blue.

5 Listen and follow. Then sing.  019-020 

♪ ♪ What Color Is It? ♪ ♪

Yellow, purple, orange.  
Think! Think! Think!  
What color is it?  
It's pink.

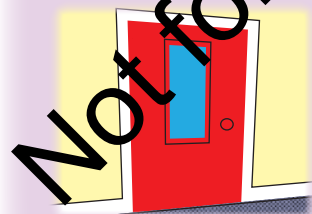
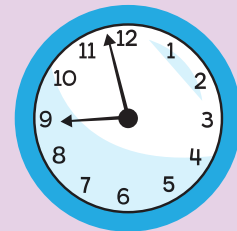


The door is **red**.  
The board is **white**.  
What color is the clock?  
It's **blue**. Tick Tock!

**brown**

**green**

**gray**



Extra

Team  
Up!

3

Color Puzzle








- 1 Talk about the pictures.
- 2 Listen and read. 021

## Billy's Painting






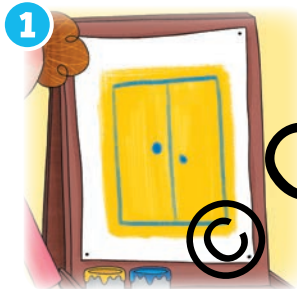
3 Match and say.

a It's a chair.

b It's a cabinet.

c It's a door.

d It's a window.



Think, Feel, Grow  
What can you paint?

A clock!

4 Act out the story.

Extra

Team  
Up!

4

Book Cover





Let's learn about school  
in the U.K. and Cuba.



## Listening and Speaking

- 1 Listen, point, and repeat. 🎧 022
- 2 Listen and say the number. 🎧 023



Evie



1 student



2 classroom



U.K.




3 teacher



4 playground

- 3 Watch the video. ▶
- 4 Listen and repeat. 🎧 024 Talk about your classroom.



The door is green. The board is white.


The clock is orange and yellow.





## Reading and Writing

- 5 Look and say the people and places.
- 6 Listen and read. 025 Number.



Carlos

- 1 This is my teacher. The board is green.
- 2 This is my classroom. My desk is brown.
- 3 This is the playground. Look! Eight students!
- 4 My school is yellow. The door is blue.



- 7 Write about school in your country.

Go to your Workbook page 13

Project Extra **Team Up!** 5 Board Game



# BUZZ

## Learn, Grow, Fly!

See your students have fun with Buzz while they learn about the world, grow in confidence, and fly toward success!

- An easy-to-use approach with rich digital support empowers you to teach with confidence.
- A comprehensive grammar and vocabulary syllabus with plenty of practice builds a solid foundation in English.
- Stories and videos bring international culture alive, inspiring students to learn about the world around them.
- Natural and meaningful speaking activities encourage students to communicate effectively.
- Assessment for Learning tools motivate students to achieve their goals at each stage of the learning journey.
- Extra *Team Up!* tasks and projects help students grow their global skills.

### In your **Online Practice** pack

- **Online Practice:** Assign and track homework to keep students learning outside the classroom.
- **Student Resources:** View or download course audio and video.

Available on Oxford English Hub.  
Use the code in this book to get 2 years' access.

